

How to Choose the Right Poly Bag

A Guide to Selecting Bag Type, Size, & Thickness



How to Choose the Right Poly Bag

When choosing a poly bag, it can seem like there are as many different bags to choose from as there are things to put in them. Even if the options seem similar, not every bag will be the best fit for you and your application.

To make this process a little easier, we can talk about poly bags in terms of three factors:

- Understanding bag **strength**
- Common bag **types**
- Knowing the right bag **size**

What to Expect in the Chapters Ahead

In this guide, we'll breakdown the three bag factors (strength, type, & size) a bit further to help you decide which bag is best suited for your needs.

Strength

Do you need a stronger bag to protect a sensitive item, or do you prefer something lighter? Will the bag need to support a lot of weight, or objects with sharp edges?

Type

Are there specific things you need the bag to do? For example, does it need to be resealable, expandable, or have a convenient open?

Size

How big is your product? Is it a uniform shape that can fit in a standard size, or do you need a custom sized bag for your item?

Understanding Bag Strength

Bag strength is directly related to bag thickness, and is measured by MIL, which represents a thousandth of an inch. The higher the MIL, the thicker the bag, and the stronger and more protective it is. Poly bags are available from strengths starting at 0.75 MIL up to 6 MIL.

MIL Strength	Poly Bag Function
0.75 - 2 MIL	Most lightweight packaging is 1 or 2 MIL. This range provides a simple barrier against moisture or dirt, and is ideal for packaging food, clothing, and small parts.
3 - 4 MIL	More sensitive products requiring more protection might call for 3 or 4 MIL poly bags.
4 - 6 MIL	4-6 MIL is reserved for extreme protection against punctures or tears.

While your poly bag will provide excellent and versatile packaging, you'll want to be sure your products are protected by choosing a bag with the right strength.

Ask yourself these questions:

- How sensitive is your product to moisture, dust and dirt, tears or punctures?
- Can it hold up to some slight bending or pressure?

Common Bag Types

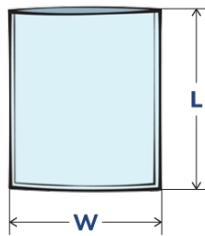
There are many types of poly bags, each customizable with different printing and sealing options, MIL strengths, size, and thickness. **Here are 7 common bag types:**

Bag Type	Description	Strength	Size Range
Flat Bags	Standard flat poly bags are available in a wide range of sizes, strengths, and sealing options.	0.75 - 6 MIL	3 x 3" to 50 x 60"
Gusseted Bags	The sides of this bag can expand to allow for a more fitted shape.	0.75 - 6 MIL	4 x 8" to 120 x 240"
Wicketed Bags	Pre-opened bags designed to keep the inside free of debris and moisture, great for food packaging.	0.75 - 4 MIL	4 x 8" to 25 x 37"
Sideweld Bags	The sideweld is tested to be just as strong as the base material to not split or tear along the seal.	0.75 - 4 MIL	2 x 3" to 52 x 52"
Bottom-Seal Bags	Rolled poly tube sealed on one side, this simple sterile packaging comes in a variety of MIL strengths.	0.75 - 6 MIL	4 x 8" to 50 x 120"
Staple-Pack Bags	This bag type facilitates convenient handling and packaging. They can be dispensed easily with a wicket.	0.75 - 4 MIL	4 x 8" to 25 x 37"
Poly Bags on Rolls	A series of uniform bags are attached with perforated ends, and either bottom or side-sealed.	0.75 - 6 MIL	3 x 5" to 120 x 240"

Measuring Bag Size

Your poly bag's size should allow for plenty of room to contain everything you need without being too tight a fit or too roomy to have wasted material. **To find the best bag size for your application, be sure to measure the space where your product will be.** Then, figure out the bag dimensions needed to accommodate them.

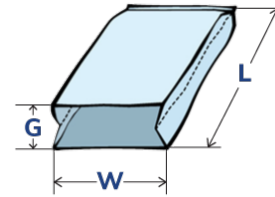
Flat Poly Bags



Example:

Where $W = 8''$ & $L = 18''$
Bag Dimensions = $8'' \times 18''$

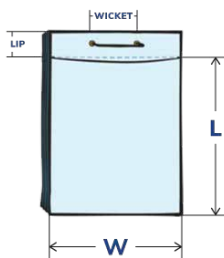
Gusseted Bags



Example:

$W = 8''$, $G = 4''$, & $L = 18''$
Dimensions = $8'' \times 4'' \times 18''$

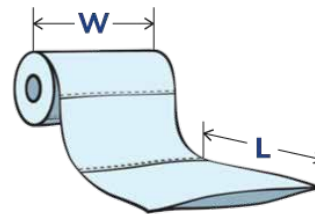
Wicketed Bags



Example:

$W = 10''$, $L = 12''$, & $Lip = 1.5''$
Dimensions = $10'' \times 12'' \times 1.5''$

Bags on a Roll



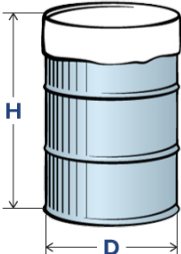
Example:

$W = 22''$ & $L = 18''$
Dimensions = $22'' \times 18''$

Drum & Barrel Liner Sizing

A quick way to understand drum and barrel liner sizing is to use the conversion chart below, comparing capacity in gallons to the flat bag size.

Drum & Barrel Liners



Example:

For bag width: $D \times 1.57 + 2''$
 Example: $D = 23''$
 $23'' \times 1.57 + 2'' = 38''$

For bag length: $D + H + 6''$ tie off
 Example: $D = 23''$ & $H = 36''$
 $23'' + 36'' + 6'' = 65''$

Bag Dimensions = $38'' \times 65''$

Gallons	Liner Size
1	12" x 18"
2	14" x 20"
3	18" x 24"
4 - 5	20" x 30"
6 - 7	24" x 23"
8 - 10	24" x 30"
12 - 16	24" x 33"
20 - 30	30" x 37"
30 - 33	32" x 50"
40	40" x 46"
40 - 45	39" x 48"
50 - 55	36" x 60"
60	38" x 60"

Ordering Your Custom Bags

Once you've determined the strength, type, and size of your bag, you're ready to order!

Simplify the ordering process:

- Understand what you need your bags to do for your application.
- Find a reputable poly bag supplier to make your high-quality bags custom to fit your needs.

Note: At A-Pac, we can manufacture any strength, type, and size poly bag you desire. If you need a custom bag and don't see it the option here, let us know!

Still Unsure What Bag is Right for You? Reach out to A-Pac Manufacturing!

We're happy to listen to your concerns and help you find the best fit for your needs. We will do everything possible to accommodate your needs.

Call **(800) 272-2634** or email **info@polybags.com**
to speak with an A-Pac specialist



APAC Manufacturing Co., Inc.

Custom Poly Bags

(800) 272-2634 • info@polybags.com • polybags.com